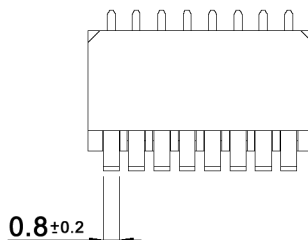
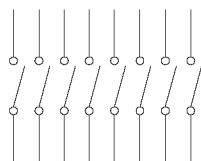


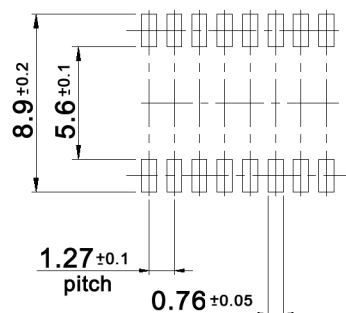
xx	Poles	A
02	2	3.68
04	4	6.22
06	6	8.76
08	8	11.30
10	10	13.84

Actuator top side "off"

CIRCUIT DIAGRAM



P.C.B. LAYOUT (TOP VIEW)



Specifications:

Contact rating:

switching: 25mA, 24V DC
non-switching: 100mA

Contact resistance:

100mOhm max.

Insulation resistance:

100MOhm min. at 100V DC

Dielectric strength:

300V AC min. for 1 minute

Operating temperature:

-25°C to +70°C

Storage temperature:

-40°C to +85°C

Mechanical life:

1 000 cycles

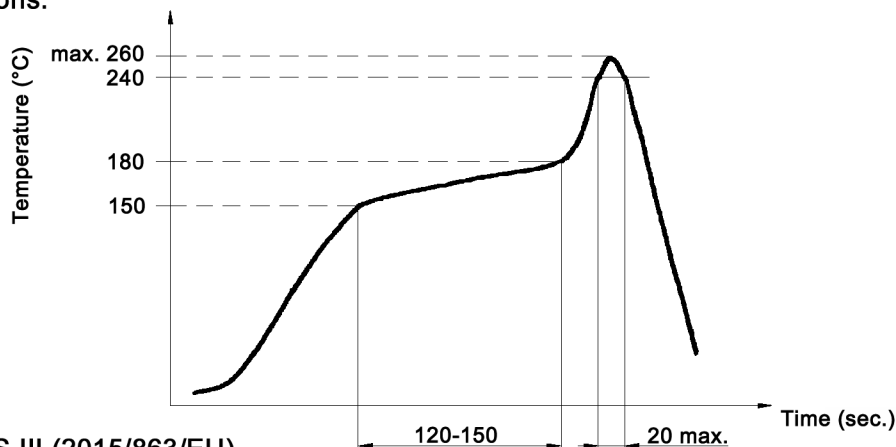
Operating force:

800gf max.

Material:

Cover / base: polyamide UL94V-0, black
Slide: polyamide UL94V-0, natural
Fixed contact: brass alloy, gold plated
Movable contact: TiCu, gold plated

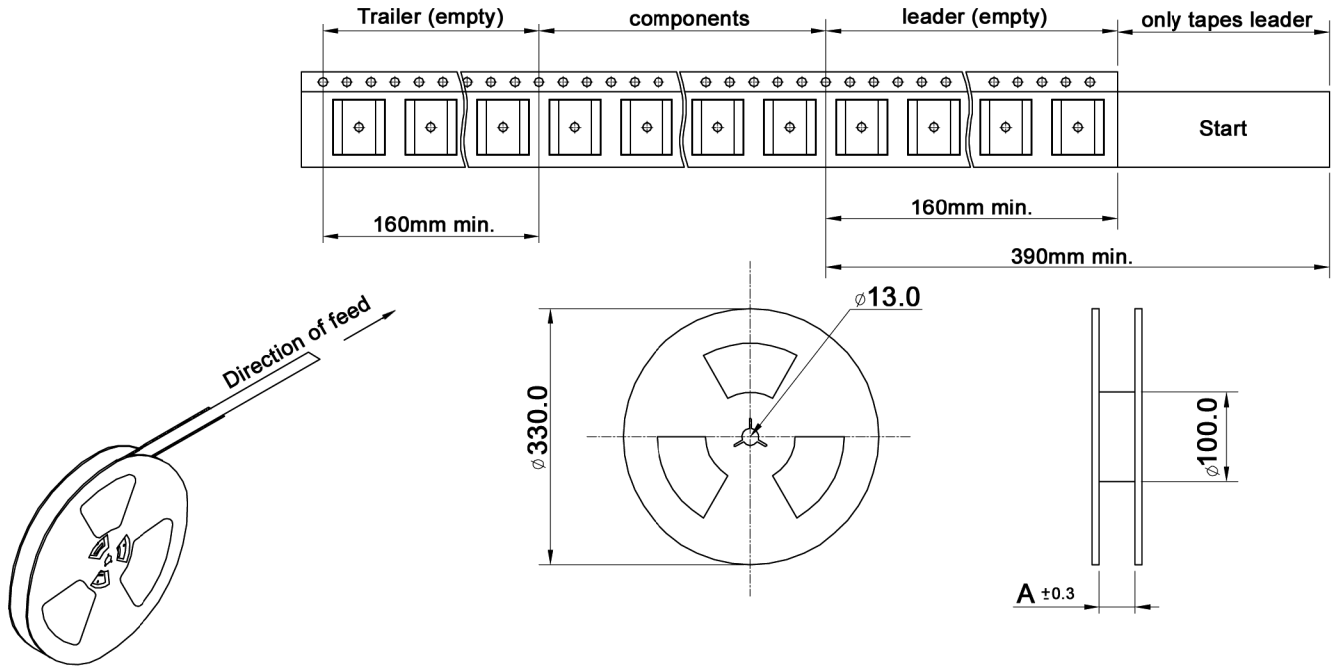
Soldering conditions:



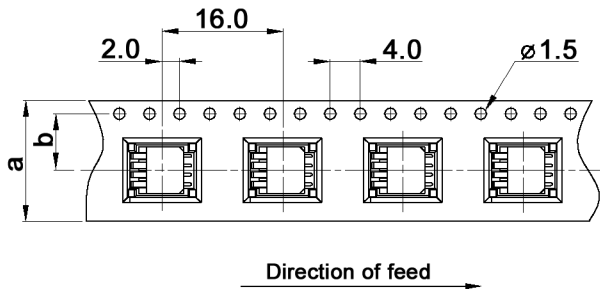
Compliance: RohS III (2015/863/EU)

Tolerances: 0-1: ±0.03mm 1-4: ±0.05mm 4-16: ±0.07mm	Date	Name	<h1>DHP 6xx (T)</h1>	
	05/12	dr		
Packaging unit	04/20	dr		
Stick packing	09/17	dr		
DHP 602 added	02/14	dr	<h2>30 26 40</h2>	
Rename	01/14	dr		Page 1/2
Modifications	Date	Name	knitter-switch	

Packaging:

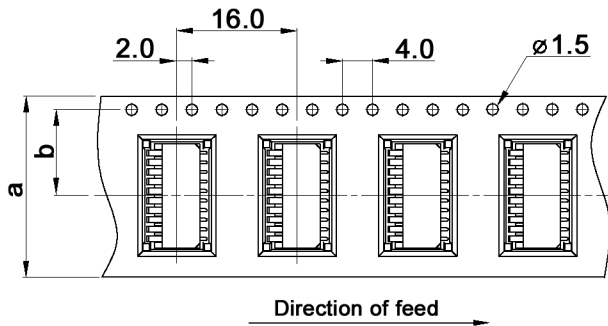


DHP 602 T...DHP 606 T:



Prod. No.	Poles	a	b
DHP 602 T	2	16.0	7.5
DHP 604 T	4	16.0	7.5
DHP 606 T	6	16.0	7.5
DHP 608 T	8	24.0	11.5
DHP 610 T	10	24.0	11.5

DHP 608 T...DHP 610 T:



Prod. No.	Packing	pcs. per packing unit
DHP 602	stick	146
DHP 604	stick	85
DHP 606	stick	60
DHP 608	stick	47
DHP 610	stick	39
DHP 602 T	reel	900
DHP 604 T	reel	900
DHP 606 T	reel	900
DHP 608 T	reel	900
DHP 610 T	reel	900

Compliance: RohS III (2015/863/EU)

Tolerances: 0-1: ±0.03mm 1-4: ±0.05mm 4-16: ±0.07mm	Date	Name
	05/12	dr
Packaging unit	04/20	dr
Stick packing	09/17	dr
DHP 602 added	02/14	dr
Rename	01/14	dr
Modifications	Date	Name

DHP 6xx (T)

knitter-switch

30 26 40

Page

2/2